



Yashwantrao Chavan Maharashtra Open University , Nashik-422 222

How to Generate ACADEMIC BANK
OF CREDITS (ABC) Account on
DigiLocker Portal

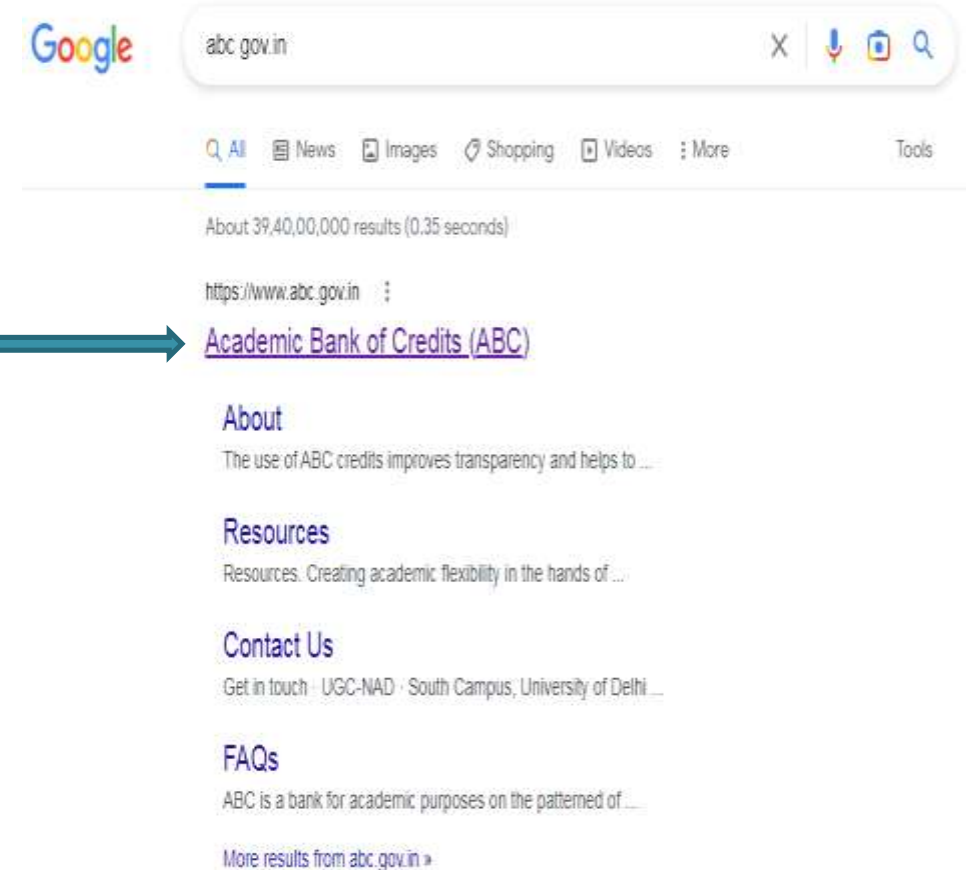
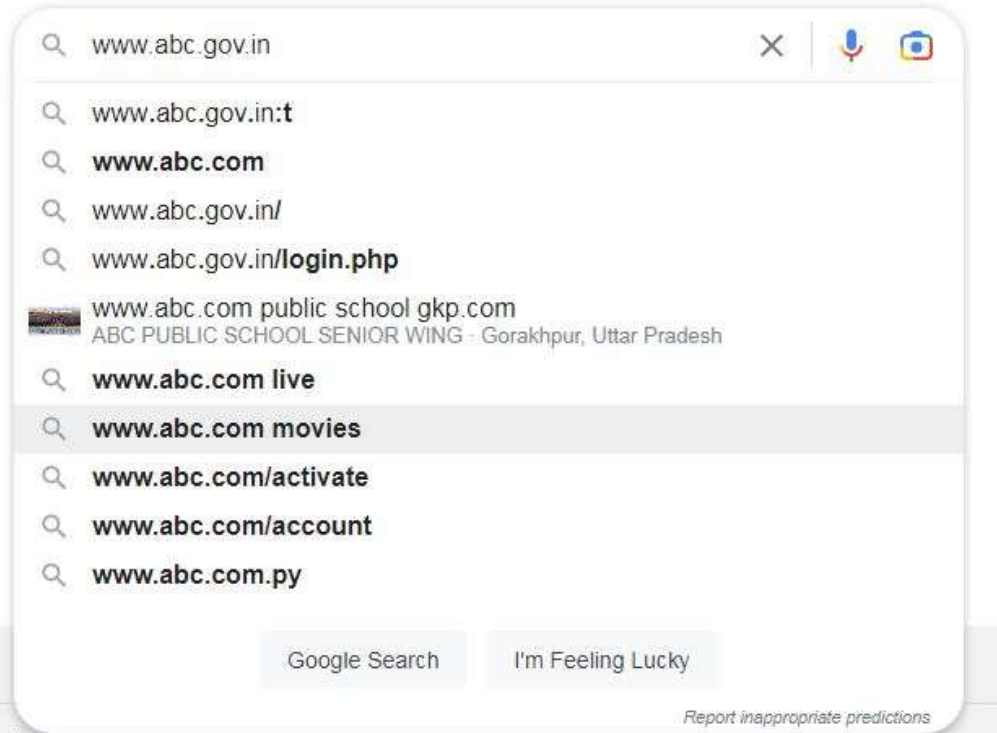
ABC id दोन पद्धतीने Generate करावे.

- A. विद्यार्थ्यांने यापूर्वी DigiLocker या पोर्टलवर केलेल्या नोंदणीच्या सहाय्याने **Sign In** करावे.
- B. ज्या विद्यार्थ्यांनी DigiLocker ला नोंदणी केलेली नसेल अशा विद्यार्थ्यांनी **New User ? Sign up for For Meri Pehchan** यावर **Sign Up** करावे.

(यासाठी आधार कार्डला मोबाईल नंबर लिंक असणे आवश्यक आहे.)

A. विद्यार्थ्याने यापूर्वी DigiLocker या पोर्टलवर केलेल्या नोंदणीच्या सहाय्याने Sign In करावे.

➤ विद्यार्थ्याने Google वर जाऊन www.abc.gov.in हि वेबसाईट सर्च करावी.



➤ वेबसाइटला गेल्यानंतर My Account वर Click करून Student या Tab वर Click करावे.



The screenshot shows the homepage of the Academic Bank of Credits (ABC) website. The browser address bar displays 'https://www.abc.gov.in'. The page header includes the ABC logo, the Ministry of Education, Government of India, and the 75th Azadi Ka Amrit Mahotsav logo. The main banner features the text 'Academic Bank of Credits' and 'Enabling students mobility across Higher Education Institutions', along with an illustration of a student interacting with a large smartphone displaying the ABC app interface. A red box highlights the 'My Account' dropdown menu in the top right corner, which is open to show the 'Student' option selected. Below the banner, the 'How it works?' section is visible, with 'Credits get deposited' and 'Redeem Credits' options.



आपण DigiLocker च्या सहाय्याने DigiLocker द्वारे तयार करण्यात आलेला

1. Username
2. Mobile No
3. Other (Aadhar No/ Pan No /Driving License no)
या 3 Option पैकी एक Option निवडून Sign in करावे

Meri Pehchaan
NATIONAL SINGLE SIGN-ON

Sign In to your account via **DigiLocker**

Username Mobile Others

Username*

PIN*

Forgot security PIN?

I consent to MeriPehchaan terms of use.

Sign In

New user? Sign up for Meri Pehchaan

OR

Continue with

e-Pramaan जनARichay

Meri Pehchaan
NATIONAL SINGLE SIGN-ON

Sign In to your account via **DigiLocker**

Username Mobile Others

7887314401

Forgot security PIN?

I consent to MeriPehchaan terms of use.

Sign In

New user? Sign up for Meri Pehchaan

OR

Continue with

e-Pramaan जनARichay

Meri Pehchaan
NATIONAL SINGLE SIGN-ON

Sign In to your account via **DigiLocker**

Username Mobile Others

Select ID: v

Enter ID / Number*

PIN*

Forgot security PIN?

I consent to MeriPehchaan terms of use.

Sign In

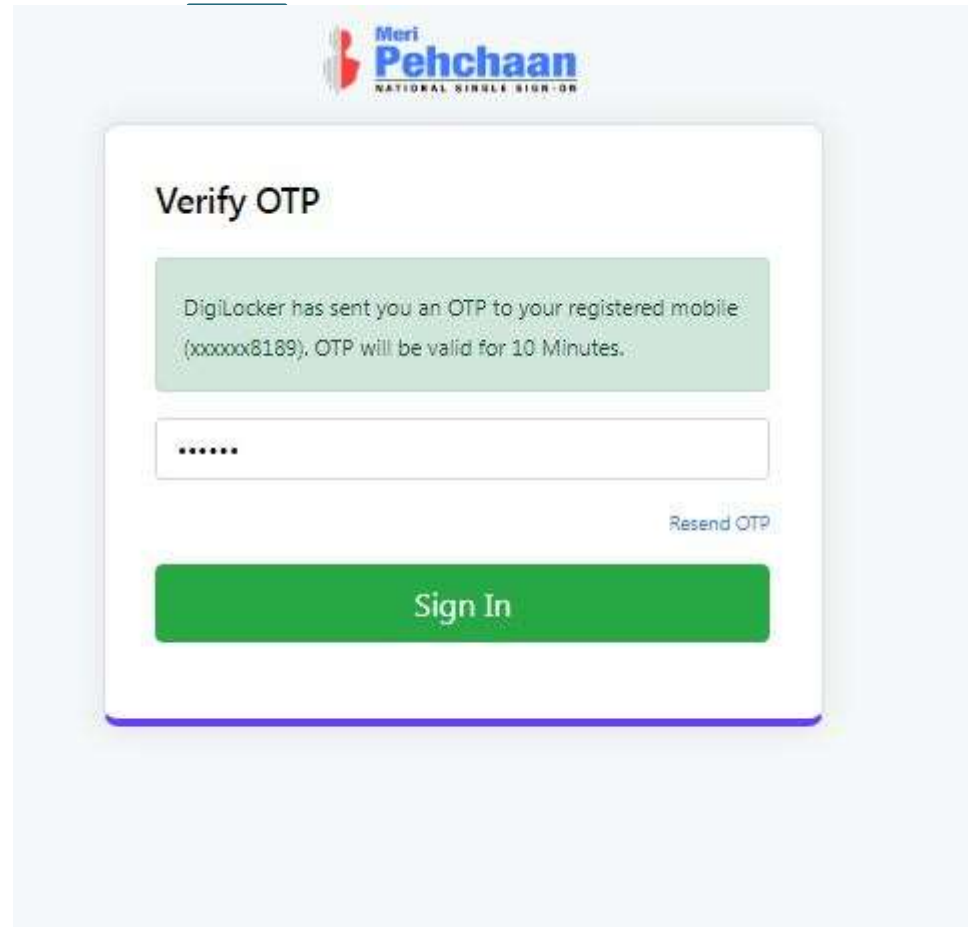
New user? Sign up for Meri Pehchaan

OR

Continue with

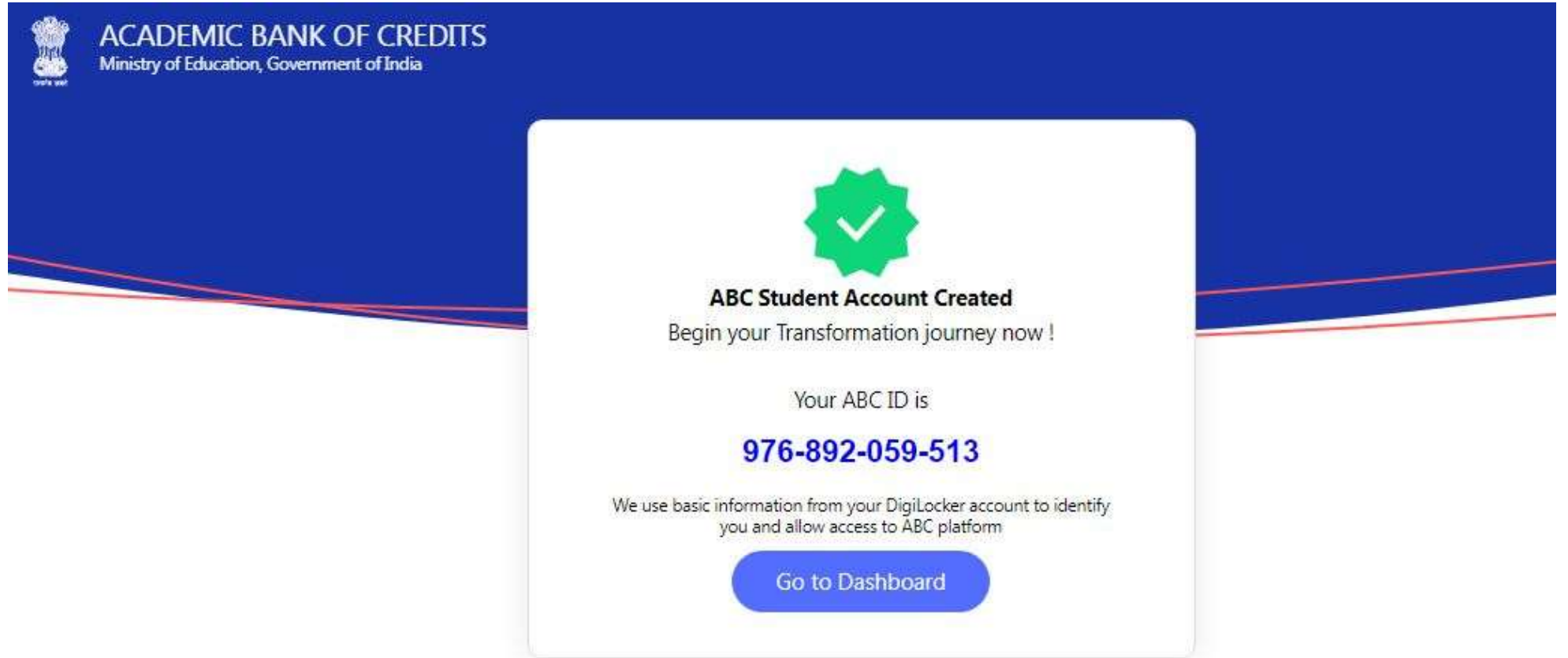
e-Pramaan जनARichay

- आपल्या Mobile No वर आलेला OTP यामध्ये टाकून Sign In करावे.




The screenshot shows the 'Verify OTP' screen of the Meri Pehchaan National Single Sign-On portal. At the top, the logo 'Meri Pehchaan NATIONAL SINGLE SIGN-ON' is displayed. Below the logo, the text 'Verify OTP' is shown. A green message box contains the text: 'DigiLocker has sent you an OTP to your registered mobile (xxxxxx8189). OTP will be valid for 10 Minutes.' Below this message is a text input field with six dots representing the OTP. To the right of the input field is a 'Resend OTP' link. At the bottom of the form is a large green 'Sign In' button.

- Sign In के लियानंतर आपल्याला पुढीलप्रमाणे ABC ID प्राप्त होईल. प्राप्त झालेला ID आपण अभ्यासकेंद्रास कळवावा.



The screenshot shows the confirmation page for an ABC Student Account. At the top left, there is the logo of the Ministry of Education, Government of India, and the text "ACADEMIC BANK OF CREDITS" and "Ministry of Education, Government of India". The main content is centered in a white box with a blue border. It features a green checkmark icon, the text "ABC Student Account Created", and "Begin your Transformation journey now!". Below this, it says "Your ABC ID is" followed by the ID number "976-892-059-513" in bold blue text. At the bottom, there is a small disclaimer: "We use basic information from your DigiLocker account to identify you and allow access to ABC platform" and a blue button labeled "Go to Dashboard".

ACADEMIC BANK OF CREDITS
Ministry of Education, Government of India



ABC Student Account Created
Begin your Transformation journey now !

Your ABC ID is
976-892-059-513

We use basic information from your DigiLocker account to identify you and allow access to ABC platform

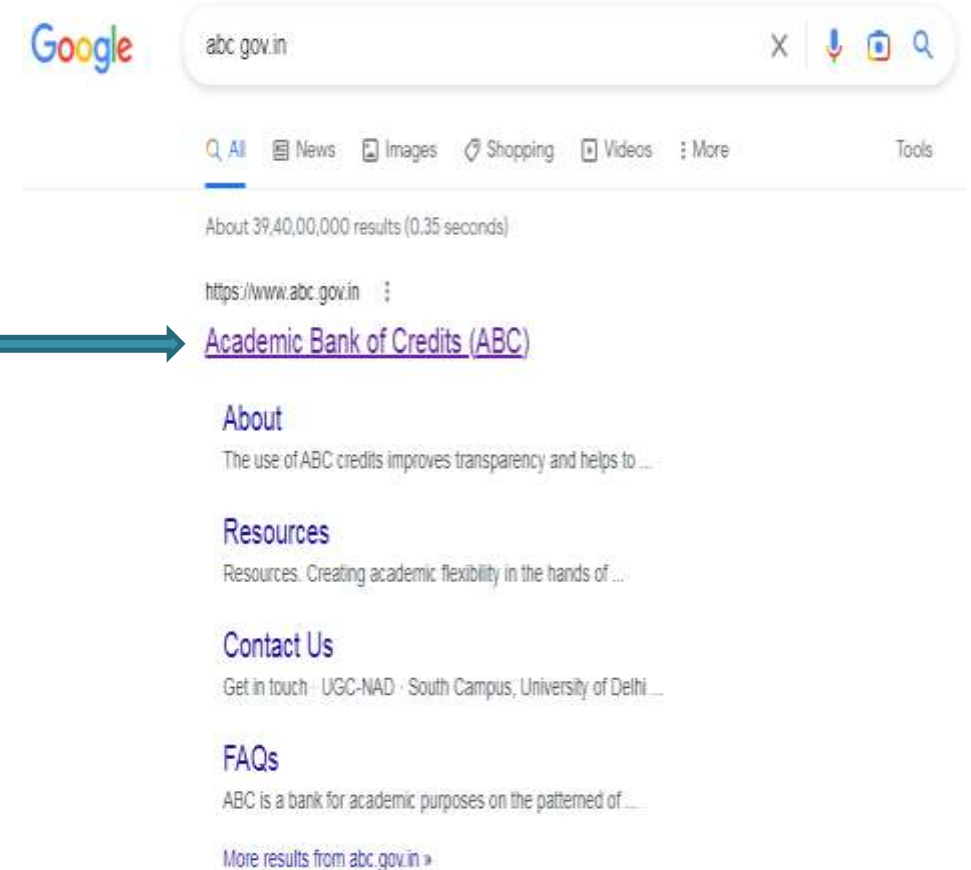
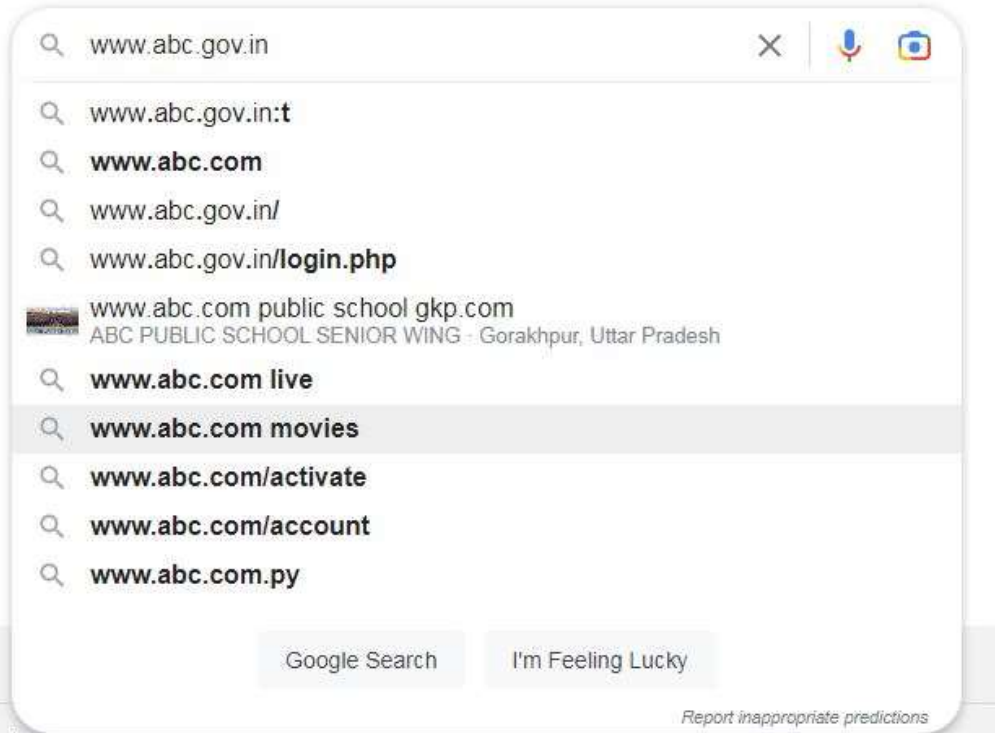
[Go to Dashboard](#)

B.

ज्या विद्यार्थ्यांनी DigiLocker ला नोंदणी केलेली नसेल
अशा विद्यार्थ्यांनी **New User ? Sign up for For
Meri Pehchan** यावर **Sign Up** करावे.

A. विद्यार्थ्याने यापूर्वी DigiLocker या पोर्टलवर केलेल्या नोंदणीच्या सहाय्याने Sign In करावे.

➤ विद्यार्थ्याने Google वर जाऊन www.abc.gov.in हि वेबसाईट सर्च करावी.




➤ वेबसाईटला गेल्यानंतर My Account वर Click करून Student या Tab वर Click करावे.



The screenshot shows the homepage of the Academic Bank of Credits (ABC) website. The browser address bar displays <https://www.abc.gov.in>. The page header includes the ABC logo, the Ministry of Education, Government of India, and the 75th Azadi Ka Amrit Mahotsav logo. The main content area features the text: "Academic Bank of Credits", "Enabling students mobility across Higher Education Institutions", and "Helps in seamless integration of skills and experiences into a Credit Based system". A central illustration shows a person interacting with a large smartphone displaying the ABC mobile app interface. In the top right corner, a "My Account" dropdown menu is open, with "Student" selected. Below the main content, a "How it works?" section is visible, with "Credits get deposited" and "Redeem Credits" as the first two steps.

➤ यानंतर New User ?
Sign up for For Meri
Pehchan यावर क्लिक
करावे.



 Meri Pehchaan
NATIONAL SINGLE SIGN-ON

Sign In to your account via **DigiLocker**

Username Mobile Others

Username*

PIN*

[Forgot security PIN?](#)



I consent to MeriPehchaan terms of use.

Sign In

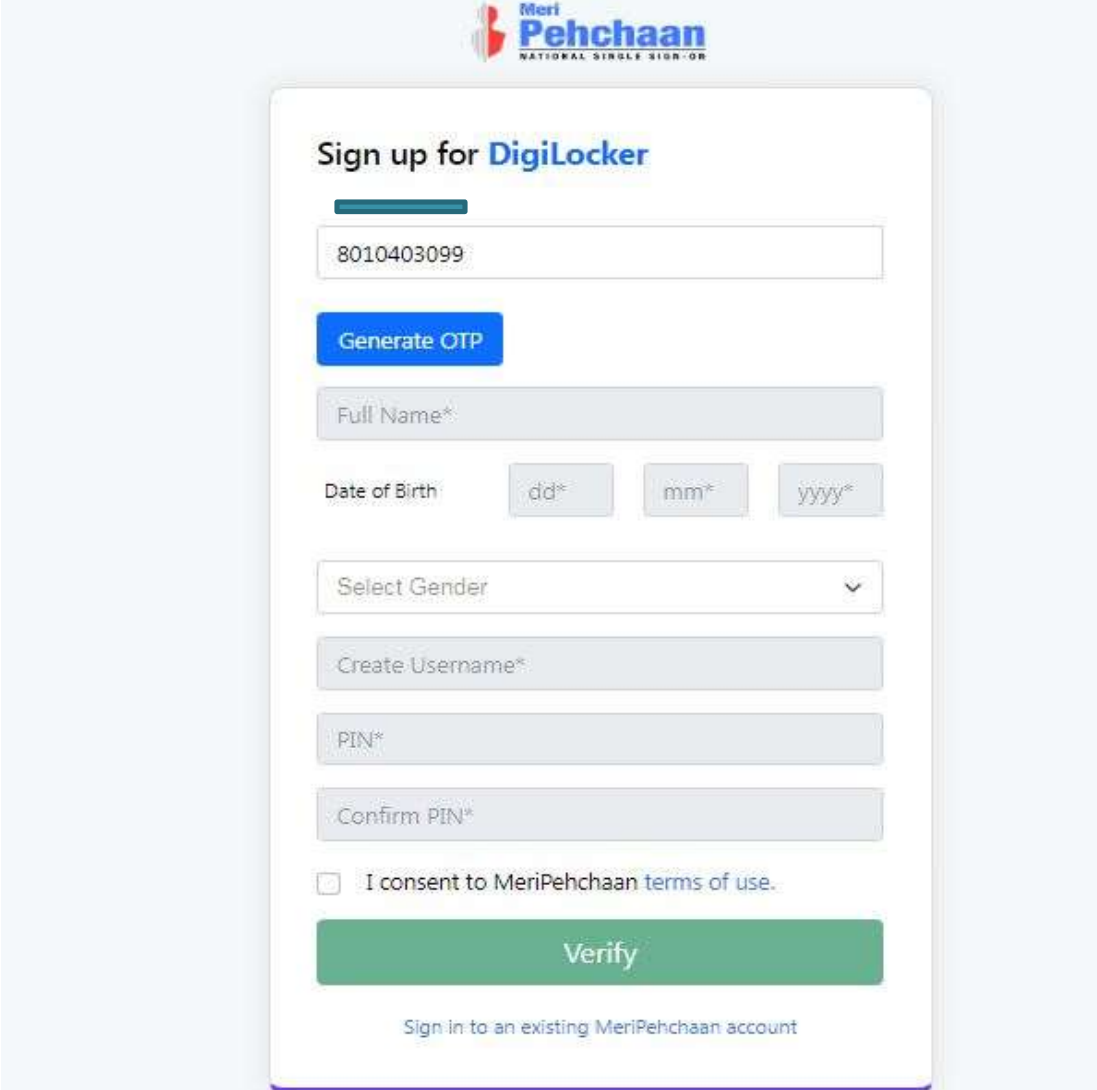
New user? Sign up for Meri Pehchaan

OR

Continue with

 ई-प्रमाण
e-Pramaan  जन आरिचय

- पुढील Window Open झाल्यावर त्यामध्ये आपला आधारकार्ड नोंदणीकृत मोबाईल नंबर त्यामध्ये टाकावा. **Generate OTP** या या बटनावर क्लिक करावे.



The screenshot displays the 'Sign up for DigiLocker' form on the Meri Pehchaan National Single Sign-On portal. The form includes the following fields and elements:

- Mobile Number:** A text input field containing the number 8010403099.
- Generate OTP:** A blue button to generate a one-time password.
- Full Name*:** A text input field for the user's full name.
- Date of Birth:** A date selection interface with three input boxes labeled 'dd*', 'mm*', and 'yyyy*'.
- Select Gender:** A dropdown menu for selecting gender.
- Create Username*:** A text input field for creating a username.
- PIN*:** A text input field for entering a PIN.
- Confirm PIN*:** A text input field for confirming the PIN.
- Consent:** A checkbox labeled 'I consent to MeriPehchaan terms of use.'.
- Verify:** A large green button to complete the verification process.
- Sign in to an existing MeriPehchaan account:** A link at the bottom for existing users.

➤ त्यानंतर आलेला OTP यामध्ये
टाकून Verify OTP बटनावर
क्लिक करून **OTP Verify**
करावा.



Meri Pehchaan
NATIONAL DEMOCRATIC GUARD-INDIA

Sign up for DigiLocker

8010403099

DigiLocker has sent you an OTP to your registered mobile (xxxxxx3099). OTP will be valid for 10 Minutes.

Wait for OTP 01:08

481987

Verify OTP

Full Name*

Date of Birth: dd* mm* yyyy*

Select Gender

Create Username*

PIN*

Confirm PIN*

I consent to MeriPehchaan terms of use.

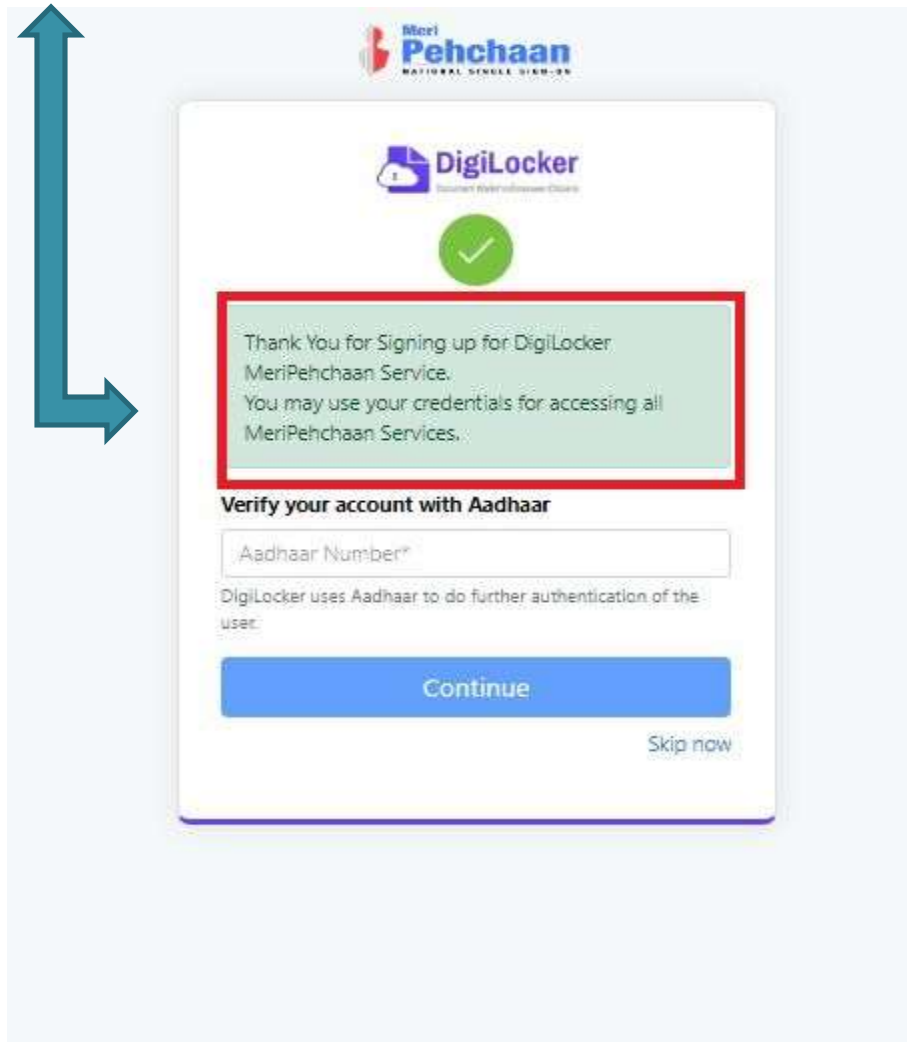
Verify

[Sign in to an existing MeriPehchaan account](#)

➤ दिलेली माहिती भरावी. Username व 6 अंकी PIN टाकून PIN Conform करून I Consent to meri Pehchan term of use यावर ✓ करून Verify करावे. (आपण जो Username व 6 अंकी PIN सेट करणार आहात. त्याचा उपयोग आपणास Home Page वर Sign In करण्यासाठी होईल.)

Create Username →
PIN →
Conform PIN →
Tick here →
Click Verify →

➤ याप्रमाणे यशस्वीरीत्या Signing Up होईल.
Aadhaar number नमूद करून Continue बटनावर क्लिक
केल्यानंतर Aadhar Verify होईल.



Meri Pehchaan
NATIONAL SERVICE DAY-20

DigiLocker
Document Wallet and e-Services

✓

Thank You for Signing up for DigiLocker MeriPehchaan Service.
You may use your credentials for accessing all MeriPehchaan Services.

Verify your account with Aadhaar


Aadhaar Number*

DigiLocker uses Aadhaar to do further authentication of the user.

Continue

[Skip now](#)

आधार नंबर Verify केल्यानंतर आपण जो Username व 6 अंकी PIN सेट केला आहे. त्याचा उपयोग करून Home Page वर पुन्हा वरीलप्रमाणे Sign In करावे.



Thanks