

### 2.1.1. Enrolment Percentage

#### 2.1.2. Percentage of seats filled against seats reserved for various categories (SC, ST, OBC, etc. as per applicable reservation policy) during last five years (Exclusive of supernumerary seats)

Academic Year 2017-18													
Programme Name	Programme Code	Number of Seat Sanction	Number of Students Admitted	Number of seats earmarked for reserved category as per State Government rule					Number of students admitted from the reserved category				
				SC	ST	OBC	General	Other	SC	ST	OBC	General	Other
BA	FYBA	924	906	120	65	296	444	0	72	94	512	228	0
MA	MA (I)	324	125	42	23	104	156	0	8	7	83	27	0
BCOM	FYBCOM	396	384	51	28	127	190	0	18	13	218	135	0
MCOM	MCOM (I)	60	59	8	4	19	29	0	4	1	37	17	0
BSC	FYBSC	288	317	37	20	92	138	0	11	6	232	68	0
MSC	MSC (I)	48	29	6	3	15	23	0	0	1	20	8	0
BCS	FYBCS	80	44	10	6	26	38	0	5	1	13	25	0
<b>Total</b>		<b>2120</b>	<b>1864</b>	<b>274</b>	<b>149</b>	<b>679</b>	<b>1018</b>	<b>0</b>	<b>118</b>	<b>123</b>	<b>1115</b>	<b>508</b>	<b>0</b>

**Academic Year 2018-19**

Programme Name	Programme Code	Number of Seat Sanction	Number of Students Admitted	Number of seats earmarked for reserved category as per State Government rule					Number of students admitted from the reserved category				
				SC	ST	OBC	General	Other	SC	ST	OBC	General	Other
BA	FYBA	924	884	120	65	296	444	0	83	93	494	214	0
MA	MA (I)	324	175	42	23	104	156	0	25	6	109	35	0
BCOM	FYBCOM	396	404	51	28	127	190	0	28	12	247	117	0
MCOM	MCOM (I)	60	60	8	4	19	29	0	6	4	36	14	0
BSC	FYBSC	264	263	34	18	84	127	0	11	11	174	67	0
MSC	MSC (I)	48	44	6	3	15	23	0	0	1	33	10	0
BCS	FYBCS	80	52	10	6	26	38	0	5	2	24	21	0
BVOC	FY FPP	50	15	7	4	16	24	0	1	0	8	6	0
	FY LPM	50	16	7	4	16	24	0	0	1	8	7	0
<b>Total</b>		<b>2196</b>	<b>1913</b>	<b>285</b>	<b>155</b>	<b>703</b>	<b>1055</b>	<b>0</b>	<b>159</b>	<b>130</b>	<b>1133</b>	<b>491</b>	<b>0</b>

*Gurule*

**Dr. C. E. Gurule**  
**Coordinator, IQAC**  
**Co-ordinator**  
**IQAC**

**G. M. D. Arts, B.W. Commerce & Science**  
**College, Sinnar, Dist. Nashik 422103**



*Rasal*

**Dr. P. V. Rasal**  
**Chairman, IQAC and Principal**


**PRINCIPAL**  
**G.M.D.Arts, B.W.Commerce and**  
**Science College, Sinnar,Dist.Nashik**

**Academic Year 2019-20**

Programme Name	Programme Code	Number of Seat Sanction	Number of Students Admitted	Number of seats earmarked for reserved category as per State Government rule					Number of students admitted from the reserved category				
				SC	ST	OBC	General	Other	SC	ST	OBC	General	Other
BA	FYBA	840	830	109	59	269	185	84 (EWS) 134 (SEBC)	67	78	462	221	2
MA	MA (I)	324	137	42	23	104	123	32 (EWS)	17	9	88	23	0
BCOM	FYBCOM	396	408	51	28	127	150	40 (EWS)	21	19	239	129	0
MCOM	MCOM (I)	60	59	8	4	19	23	6 (EWS)	4	3	37	15	0
BSC	FYBSC	264	253	34	18	84	100	26 (EWS)	12	4	167	68	2
MSC	MSC (I)	72	63	9	5	23	27	7 (EWS)	4	1	45	13	0
BCS	FYBCS	80	38	10	6	26	30	8 (EWS)	3	2	8	25	0
BVOC	FY FPP	50	24	7	4	16	19	5 (EWS)	1	1	15	7	0
	FY LPM	50	17	7	4	16	19	5 (EWS)	0	1	3	13	0
<b>Total</b>		<b>2136</b>	<b>1829</b>	<b>277</b>	<b>151</b>	<b>684</b>	<b>676</b>	<b>348</b>	<b>129</b>	<b>118</b>	<b>1064</b>	<b>514</b>	<b>4</b>

  
**Dr. C. E. Gurule**  
 Coordinator, IQAC  
 Co-ordinator  
 IQAC  
 G. M. D. Arts, B.W. Commerce & Science  
 College, Sinnar, Dist. Nashik 422103



  
**Dr. P. V. Rasal**  
 Chairman, IQAC and Principal  
**PRINCIPAL**  
 G.M.D. Arts, B.W. Commerce and  
 Science College, Sinnar, Dist. Nashik

**Academic Year 2020-21**

Programme Name	Programme Code	Number of Seat Sanction	Number of Students Admitted	Number of seats earmarked for reserved category as per State Government rule					Number of students admitted from the reserved category				
				SC	ST	OBC	General	Other (EWS)	SC	ST	OBC	General	Other (EWS)
BA	FYBA	840	658	109	59	269	319	84 (EWS)	44	52	393	169	0
MA	MA (I)	324	152	42	23	104	123	32 (EWS)	19	14	83	36	0
BCOM	FYBCOM	396	394	51	28	127	150	40 (EWS)	18	16	234	126	0
MCOM	MCOM (I)	66	66	9	5	21	15	7 (EWS) 11 (SEBC)	4	3	46	10	3
BSC	FYBSC	264	248	34	18	84	59	26 (EWS) 42 (SEBC)	13	9	158	66	2
MSC	MSC (I)	72	64	9	5	23	16	7 (EWS) 12 (SEBC)	3	3	48	8	2
BCS	FYBCS	80	34	10	6	26	30	8 (EWS)	0	0	21	13	0
BVOC	FY FPP	50	27	7	4	16	19	5 (EWS)	3	1	10	13	0
	FY LPM	50	23	7	4	16	19	5 (EWS)	5	0	9	9	0
<b>Total</b>		<b>2142</b>	<b>1666</b>	<b>278</b>	<b>152</b>	<b>686</b>	<b>750</b>	<b>276</b>	<b>109</b>	<b>98</b>	<b>1002</b>	<b>450</b>	<b>7</b>

*Gurule*

**Dr. C. E. Gurule**  
**Coordinator, IQAC**  
**Co-ordinator**  
**IQAC**

**G. M. D. Arts, B.W. Commerce & Science**  
**College, Sinnar, Dist. Nashik 422103**




*Rasal*

**Dr. P. V. Rasal**  
**Chairman, IQAC and Principal**


**PRINCIPAL**  
**G.M.D.Arts, B.W.Commerce and**  
**Science College, Sinnar,Dist.Nashik**

**Academic Year 2021-22**

Programme Name	Programme Code	Number of Seat Sanction	Number of Students Admitted	Number of seats earmarked for reserved category as per State Government rule					Number of students admitted from the reserved category				
				SC	ST	OBC	General	Other (EWS)	SC	ST	OBC	General	Other (EWS)
BA	FYBA	840	628	109	59	269	319	81 (EWS)	122	70	281	155	0
MA	MA (I)	324	151	42	23	104	123	32 (EWS)	16	7	90	38	0
BCOM	FYBCOM	480	480	62	34	154	182	48 (EWS)	26	17	277	160	0
MCOM	MCOM (I)	66	65	9	5	21	25	7 (EWS)	4	3	50	8	0
BSC	FYBSC	240	239	31	17	77	91	24 (EWS)	8	10	148	73	0
MSC	MSC (I)	74	70	10	5	24	28	7 (EWS)	3	1	49	17	0
BCS	FYBCS	80	69	10	6	26	30	8 (EWS)	7	0	22	40	0
BVOC	FY FPP	50	14	7	4	16	19	5 (EWS)	1	0	2	11	0
	FY LPM	50	19	7	4	16	19	5 (EWS)	0	0	2	17	0
<b>Total</b>		<b>2204</b>	<b>1735</b>	<b>287</b>	<b>157</b>	<b>707</b>	<b>836</b>	<b>217</b>	<b>187</b>	<b>108</b>	<b>921</b>	<b>519</b>	<b>0</b>

  
**Dr. C. E. Gurule**  
 Coordinator, IQAC  
 Co-ordinator  
 IQAC  
 G. M. D. Arts, B.W. Commerce & Science  
 College, Sinnar, Dist. Nashik 422103



  
**Dr. P. V. Rasal**  
 Chairman, IQAC and Principal  
**PRINCIPAL**  
 G.M.D.Arts, B.W.Commerce and  
 Science College, Sinnar,Dist.Nashik