



**Maratha Vidya Prasarak Samaj**

**G. M. D. Arts, B. W. Commerce and Science College, Sinnar, Dist. Nashik**

**Affiliated to Savitribai Phule Pune University, Pune**

**Best College Awarded by SPPU2012-13**

**ISO 9001:2015 Certified College**

**Id.No.PU/NS/ASC/013/1969**

**AISHE:C-41292**

**sinnarcollege001@yahoo.com**

**www.gmdcollege.in**

## **INTERNAL QUALITY ASSURANCE CELL**

### **CRITERION 2: TEACHING LEARNING AND EVALUATION**

#### **2.6.3. Pass percentage of students during last five years (Excluding backlog students)**



**Certified Result Report from Controller Examination (CEO) of Savitribai Phule Pune University, Pune (SPPU) for the student of final year (Final Semester) during the Academic Year 2017-18 to 2021-22**



Maratha Vidya Prasarak Samaj's  
**G.M.D. Arts, B.W. Commerce  
& Science College, Sinnar**

Tal. Sinnar, Dist. Nashik - 422 103 (M.S.) INDIA

Best College Award by Savitribai  
Phule Pune University 2012-13

**Dr. P. V. Rasal**

(M.A., LL.B., Ph.D.)

Member : B.O.S. (Psychology)

Savitribai Phule Pune University

E-mail : rasalpundlik@gmail.com

Affiliated to Savitribai Phule Pune  
University ID No. : PU/NS/ASC/013/(1969)

Junior College No. J.13.13.001

HTE Sevaarth ID - 06220100119\_AST AISHE - C - 41292

Ref. No. 537/2023-24

Date : 13/07/2023

**DECLARATION**

This is to declare that the information, reports, true copies of the supporting documents, numerical data, provided links, institutional data, photographs etc. submitted/presented herewith is verified by Internal Quality Assurance Cell (IQAC) of this college and is correct as per the records. This declaration is for the purpose of NAAC accreditation of HEI for the 4<sup>th</sup> Cycle during the period from 2017-2018 to 2021-2022.

Date: 13/07/2023

Place: Sinnar

Dr. C. E. Gurule  
Coordinator, IQAC  
Co-ordinator  
IQAC  
G. M. D. Arts, B.W. Commerce & Science  
College, Sinnar, Dist. Nashik 422103



Dr. P. V. Rasal  
Chairman, IQAC and Principal

**PRINCIPAL**  
G.M.D.Arts, B.W.Commerce and  
Science College, Sinnar,Dist.Nashik



**MARATHA VIDYA PRASARAK SAMAJ'S**  
**G.M.D. ARTS B.W. COMMERCE & SCIENCE COLLEGE SINNAR**  
**YEAR WISE RESULT - BSC**

Year	Programme Name	Programme Code	No. of Student Appeared	No. of Students Pass	Pass Percentage
2017-2018	BSC	TYBSC	175	106	61.62
2018-2019	BSC	TYBSC	176	129	73.30
2019-2020	BSC	TYBSC	178	167	93.82
2020-2021	BSC	TYBSC	194	188	97.95
2021-2022	BSC	TYBSC	190	150	78.94

60.57%

73.71%

95.43%

  
C.E.O.

G.M.D.Arts, B.W.Commerce  
and Science College, Sinnar



  
for PRINCIPAL  
G.M.D.Arts, B.W.Commerce and  
Science College, Sinnar, Dist. Nashik.

  
Director

BOARD OF EXAMINATIONS & EVALUATION




**MARATHA VIDYA PRASARAK SAMAJ'S**  
**G.M.D. ARTS B.W. COMMERCE & SCIENCE COLLEGE SINNAR**  
**YEAR WISE RESULT - BA**

Year	Programme Name	Programme Code	No. of Student Appeared	No. of Students Pass	Pass Percentage
2017-2018	BA	TYBA	359	115	33.92
2018-2019	BA	TYBA	347	124	35.75
2019-2020	BA	TYBA	366	227	62.02
2020-2021	BA	TYBA	331	252	76.13
2021-2022	BA	TYBA	272	150	54.14

  
**C.E.O.**  
G.M.D. Arts, B.W. Commerce  
and Science College, Sinnar



  
for **PRINCIPAL**  
G.M.D. Arts, B.W. Commerce and  
Science College, Sinnar, Dist. Nashik.

  
Director  
**BOARD OF EXAMINATIONS & EVALUATION**






**MARATHA VIDYA PRASARAK SAMAJ'S**  
**G.M.D. ARTS B.W. COMMERCE & SCIENCE COLLEGE SINNAR**  
**YEAR WISE RESULT - BCOM**

Year	Programme Name	Programme Code	No. of Student Appeared	No. of Students Pass	Pass Percentage
2017-2018	BCOM	TYBCOM	235	158	71.49
2018-2019	BCOM	TYBCOM	250	127	50.80
2019-2020	BCOM	TYBCOM	269	233	87.73
2020-2021	BCOM	TYBCOM	302	239	79.13
2021-2022	BCOM	TYBCOM	312	248	79.48

  
**C.E.O.**  
G.M.D.Arts, B.W.Commerce  
and Science College, Sinnar



  
**for PRINCIPAL**  
G.M.D.Arts, B.W.Commerce and  
Science College, Sinnar, Dist. Nashik.

  
**Director**  
**BOARD OF EXAMINATIONS & EVALUATION**



**MARATHA VIDYA PRASARAK SAMAJ'S**  
**G.M.D. ARTS B.W. COMMERCE & SCIENCE COLLEGE SINNAR**  
**YEAR WISE RESULT - BCS**

Year	Programme Name	Programme Code	No. of Student Appeared	No. of Students Pass	Pass Percentage
2017-2018	BCS	TYBCS	18	03	16.67
2018-2019	BCS	TYBCS	16	05	31.25
2019-2020	BSC	TYBSC	178	167	93.82
			23	13	56.5%
2020-2021	BCS	TYBCS	49	49	100.0
2021-2022	BCS	TYBCS	34	30	88.23

  
**C.E.O.**  
 G.M.D.Arts, B.W.Commerce  
 and Science College, Sinnar

  
 for **PRINCIPAL**  
 G.M.D.Arts, B.W.Commerce and  
 Science College, Sinnar, Dist. Nashik.

  
 Director  
**BOARD OF EXAMINATIONS & EVALUATION**

BOARD OF EXAMINATIONS & EVALUATION  
 Director



**MARATHA VIDYA PRASARAK SAMAJ'S**  
**G.M.D. ARTS B.W. COMMERCE & SCIENCE COLLEGE SINNAR**  
**YEAR WISE RESULT - BVOC**

Year	Programme Name	Programme Code	No. of Student Appeared	No. of Students Pass	Pass Percentage
2021-2022	BVOC	TY FPP	23	23	100.0
	BVOC	TY LPM	06	06	100.0



**C.E.O.**

G.M.D.Arts, B.W.Commerce  
and Science College, Sinnar





**for PRINCIPAL**

G.M.D.Arts, B.W.Commerce and  
Science College, Sinnar, Dist. Nashik.



**Director**

**BOARD OF EXAMINATIONS & EVALUATION**



**MARATHA VIDYA PRASARAK SAMAJ'S**  
**G.M.D. ARTS B.W. COMMERCE & SCIENCE COLLEGE SINNAR**  
**YEAR WISE RESULT - MA**

Year	Programme Name	Programme Code	No. of Student Appeared	No. of Students Pass	Pass Percentage
2017-2018	MA	MAR (II)	16	14	87.50
	MA	ENG (II)	11	10	90.90
	MA	ECO (II)	25	17	68.00
	MA	POL SCI (II)	19	18	94.73
	MA	DEF STG (II)	13	13	100.0
2018-2019	MA	MAR (II)	08	08	87.50
	MA	ENG (II)	11	07	63.63
	MA	ECO (II)	15	15	100.0
	MA	POL SCI (II)	27	26	96.30
	MA	DEF STG (II)	19	15	78.95
2019-2020	MA	MAR (II)	13	13	100.0
	MA	ENG (II)	20	17	85.00
	MA	ECO (II)	23	19	91.30
	MA	POL SCI (II)	30	25	83.33
	MA	DEF STG (II)	13	13	100.0
2020-2021	MA	MAR (II)	07	06	85.71
	MA	ENG (II)	12	11	91.67
	MA	ECO (II)	16	16	100.0
	MA	POL SCI (II)	32	31	96.88
	MA	DEF STG (II)	14	14	100.0
2021-2022	MA	MAR (II)	15	15	100.0
	MA	ENG (II)	17	14	82.35
	MA	ECO (II)	23	21	91.30
	MA	POL SCI (II)	25	22	88.00
	MA	DEF STG (II)	18	18	100.0

  
**C.E.O.**  
 G.M.D.Arts, B.W.Commerce  
 and Science College, Sinnar



  
**PRINCIPAL**  
 G.M.D.Arts, B.W.Commerce and  
 Science College, Sinnar, Dist. Nashik

  
**Director**  
**BOARD OF EXAMINATIONS & EVALUATION**



**MARATHA VIDYA PRASARAK SAMAJ'S**  
**G.M.D. ARTS B.W. COMMERCE & SCIENCE COLLEGE, SINNAR**  
**YEAR WISE RESULT - MCOM**

Year	Programme Name	Programme Code	No. of Student Appeared	No. of Students Pass	Pass Percentage
2017-2018	MCOM	MCOM (II)	56	55	98.21

2018-2019	MCOM	MCOM (II)	49	49	100.0
-----------	------	-----------	----	----	-------


2019-2020	MCOM	MCOM (II)	51	50	98.03
-----------	------	-----------	----	----	-------

2020-2021	MCOM	MCOM (II)	48	47	97.92
-----------	------	-----------	----	----	-------

2021-2022	MCOM	MCOM (II)	52	40	76.92
-----------	------	-----------	----	----	-------

  
**C.E.O.**

G.M.D.Arts, B.W.Commerce  
and Science College, Sinnar



  
for **PRINCIPAL**

G.M.D.Arts, B.W.Commerce and  
Science College, Sinnar, Dist. Nashik.

  
Director

**BOARD OF EXAMINATIONS & EVALUATION**



**MARATHA VIDYA PRASARAK SAMAJ'S**  
**G.M.D. ARTS B.W. COMMERCE & SCIENCE COLLEGE, SINNAR**  
**YEAR WISE RESULT – MSC**

Year	Programme Name	Programme Code	No. of Student Appeared	No. of Students Pass	Pass Percentage
2017-2018	MSC	ORG CHEM (II)	22	14	63.63
	MSC	PHY (II)	14	12	85.71
	MSC	GEO (II)	13	00	0.000
2018-2019	MSC	ORG CHEM (II)	23	15	65.21
	MSC	PHY (II)	05	05	100.0
	MSC	GEO (II)	04	02	50.00
2019-2020	MSC	ORG CHEM (II)	21	18	85.71
	MSC	PHY (II)	19	19	100.0
	MSC	GEO (II)	14	12	85.71
2020-2021	MSC	ORG CHEM (II)	23	20	86.96
	MSC	PHY (II)	18	18	100.0
	MSC	ZOO (II)	22	14	63.63
	MSC	GEO (II)	06	03	66.67
2021-2022	MSC	ORG CHEM (II)	22	19	86.36
	MSC	PHY (II)	14	09	64.28
	MSC	ZOO (II)	22	14	63.63
	MSC	GEO (II)	11	07	63.63

*CB*  
**C.E.O.**

G.M.D.Arts, B.W.Commerce  
and Science College, Sinnar



*CB*  
**PRINCIPAL**  
G.M.D.Arts, B.W.Commerce and  
Science College, Sinnar, Dist. Nashik.

*[Signature]*  
**Director**  
**BOARD OF EXAMINATIONS & EVALUATION**