



Maratha Vidya Prasarak Samaj

G. M. D. Arts, B. W. Commerce and Science College, Sinnar, Dist. Nashik

Affiliated to Savitribai Phule Pune University, Pune

Id.No.PU/NS/ASC/013/1969

Best College Awarded by SPPU2012-13

AISHE:C-41292

www.gmdcollege.in

ISO 9001:2015 Certified College

sinnarcollege001@yahoo.com

INTERNAL QUALITY ASSURANCE CELL

CRITERION 1: CURRICULAR ASPECT



**Feedback Analysis Report Submitted to
IQAC**



Maratha Vidya Prasarak Samaj's
**G.M.D. Arts, B.W. Commerce
& Science College, Sinnar**

Tal. Sinnar, Dist. Nashik - 422 103 (M.S.) INDIA

Best College Award by Savitribai
Phule Pune University 2012-13

Dr. P. V. Rasal

(M.A., LL.B., Ph.D.)

Member : B.O.S. (Psychology)
Savitribai Phule Pune University

E-mail : rasalpundlik@gmail.com

Affiliated to Savitribai Phule Pune
University ID No. : PU/NS/ASC/013/(1969)

Junior College No. J.13.13.001

HTE Sevaarth ID - 06220100119_AST AISHE - C - 41292

Ref. No. 537/2023-24

Date : 13/07/2023

DECLARATION

This is to declare that the information, reports, true copies of the supporting documents, numerical data, provided links, institutional data, photographs etc. submitted/presented herewith is verified by Internal Quality Assurance Cell (IQAC) of this college and is correct as per the records. This declaration is for the purpose of NAAC accreditation of HEI for the 4th Cycle during the period from 2017-2018 to 2021-2022.

Date: 13/07/2023

Place: Sinnar

Dr. C. E. Gurule
Coordinator, IQAC
Co-ordinator
IQAC

G. M. D. Arts, B.W. Commerce & Science
College, Sinnar, Dist. Nashik 422103



Dr. P. V. Rasal
Chairman, IQAC and Principal

PRINCIPAL
G.M.D.Arts, B.W.Commerce and
Science College, Sinnar,Dist.Nashik

• Email - sinnarcollege001@yahoo.com / iqac@gmdcollege.in • Website - www.gmdcollege.in
☎ Office : (02551) 220099 • Fax : (02551) 220114



**Maratha Vidhya Prasarak Samaj's
G.M.D. Arts, B.W. Commerce and Science College Sinnar**

Feedback Analysis Report Submitted to IQAC

Sr. No.	Particulars	Page No.
1	Feedback Analysis Report 2021-22	1-3
2	Feedback Analysis Report 2020-21	4-6
3	Feedback Analysis Report 2019-20	7-9
4	Feedback Analysis Report 2018-19	10-12
5	Feedback Analysis Report 2018-17	13-15



Maratha Vidya Prasarak Samaj's

G.M.D. Arts, B.W. Commerce and Science College Sinnar

Feedback Analysis (2021-2022)

Feedback System

The academic year 2021-22 IQAC has developed a system of feedback through online mode. The four types of online Google feedback forms were created for the students, teachers, alumni and parents. Responses were collected, analyzed and action was taken for the cautionary measures for better educational improvement.

Following is the summary of the feedback system followed at G.M.D. Arts, B.W. Commerce and Science College Sinnar, Dist. Nashik, Maharashtra, during the academic year 2021-22

a) Student Feedback

Feedback was collected from the students on teaching faculty and the curriculum. For this, 11 questions were provided to the students to evaluate the teachers and syllabus by 5 scale evaluation including excellent, very good, good, poor and unsatisfactory.

b) Teacher Feedback

Google form for the teacher was created and sent to the teachers via whats app and email to note their impressions on syllabus, college campus, college administration and facilities provided by the college library.

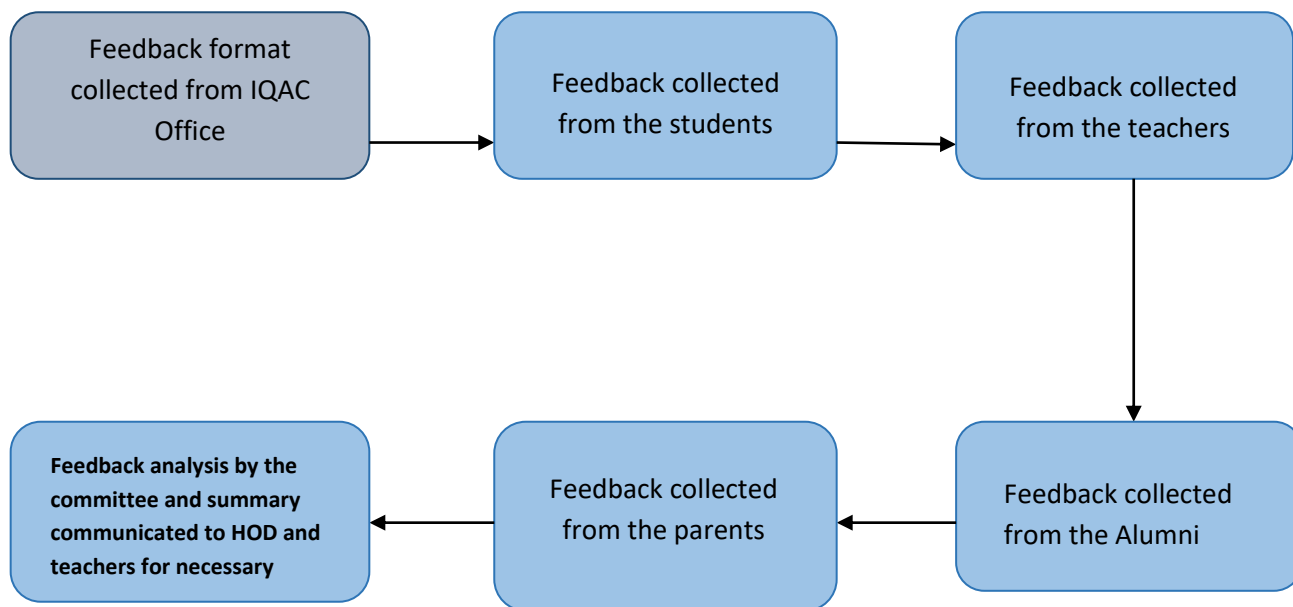
c) Alumni Feedback

Alumni feedback was taken as they were the real experienced past students in different academic year. The feedback from these students was collected by sending the link of Google form and requesting them to fill online form. Responses were collected and analyzed.

d) Parents Feedback

Parents of the students studying in the academic year 2021-22 were also requested to fill the feedback form to know the present status of the college.

Flow Chart showing the process of feedback system



Student Feedback Analysis Report 2021-22

The mean scores across five scale evaluation of each branch of the college are given in the table.

Stakeholders	Branches	Excellent	Very Good	Good	Satisfactory	Unsatisfactory
Students	Science	51.19	34.46	13.27	0.22	0.95
	Commerce	45.79	31.52	19.30	2.11	1.29
	Arts	51.39	34.07	13.75	0.91	2.13
	Computer Science	71.52	22.07	5.13	1.13	0.15
	B.Voc.	90.85	7.57	1.59	0.00	0.00
Teachers	Science	51.39	34.07	13.75	0.91	2.13
	Commerce	50.41	27.65	15.63	5.05	1.26
	Arts	71.03	22.79	5.08	0.97	0.13
	Computer Science	26.81	43.08	26.29	3.66	0.16
	B.Voc.	85.85	7.57	6.59	0.00	0.00
Alumni	-	31	36	29	3	2
Parents	-	38.45	34.96	21.79	3.41	1.39

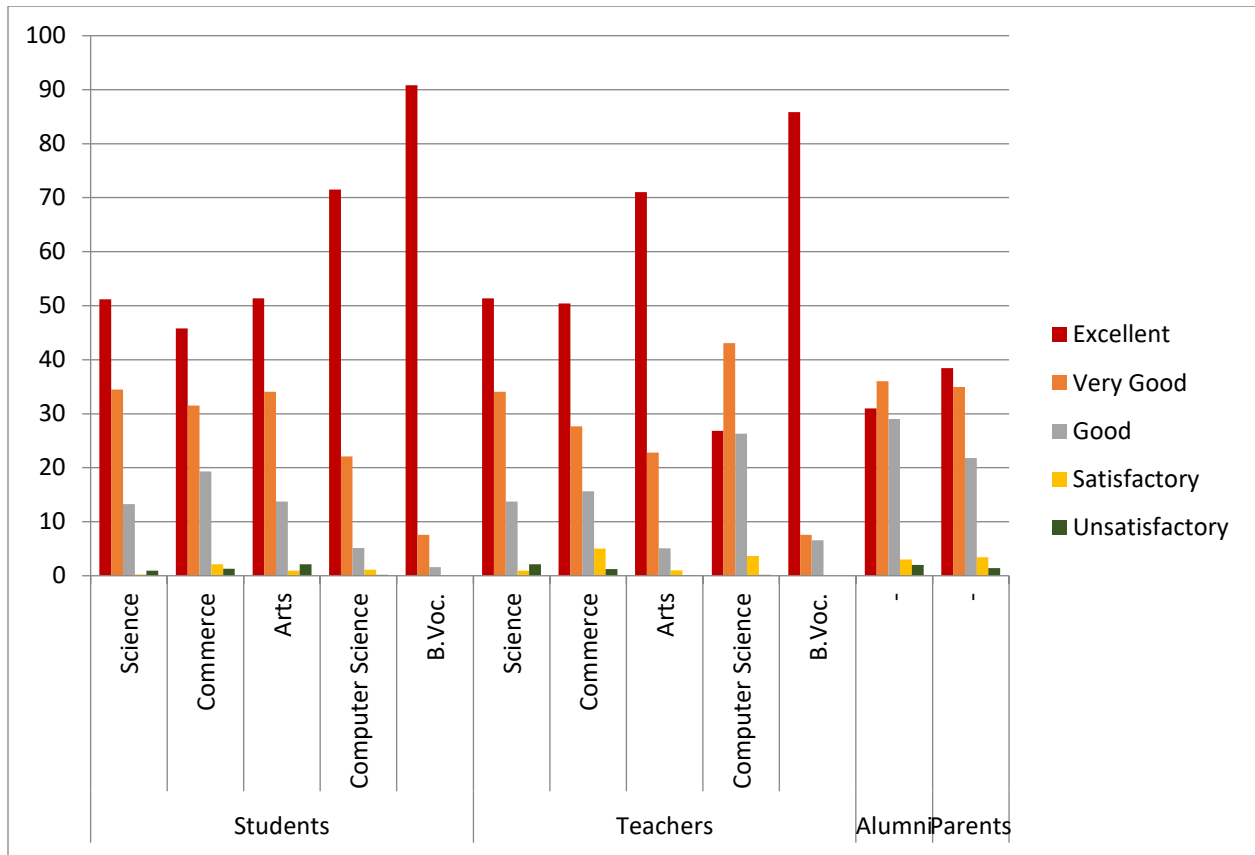


Figure 1 Student Feedback Analysis Report 2021-22

Principal
Principal
 G. M. D. Arts, B. W. Commerce and
 Science College, Sinnar, Dist. Nashik

Received by IQAC



[Signature]

CO-ORDINATOR
 IQAC
 G.M.D. Arts, B.W. Commerce
 And Science College, Sinnar



Maratha Vidhya Prasarak Samaj's

G.M.D. Arts, B.W. Commerce and Science College Sinnar

A Report

On

Feedback Analysis (2020-21)

Feedback System

The IQAC has developed a system of feedback through online mode. The four types of online Google feedback forms were created for the students, teachers, alumni and parents. Responses were collected, analyzed and action was taken for the cautionary measures for better educational improvement.

Following is the summary of the feedback system followed at G.M.D. Arts, B.W. Commerce and Science College Sinnar, Dist. Nashik, Maharashtra, during the academic year 2020-21

a) Student Feedback

Feedback was collected from the students on teaching faculty and the curriculum. For this, questions were provided to the students to evaluate the teachers and syllabus by 4 scale evaluation including excellent, very good, good, poor and unsatisfactory.

b) Teacher Feedback

Google form for the teacher was created and sent to the teachers via whats app and email to note their impressions on syllabus, college campus, college administration and facilities provided by the college library.

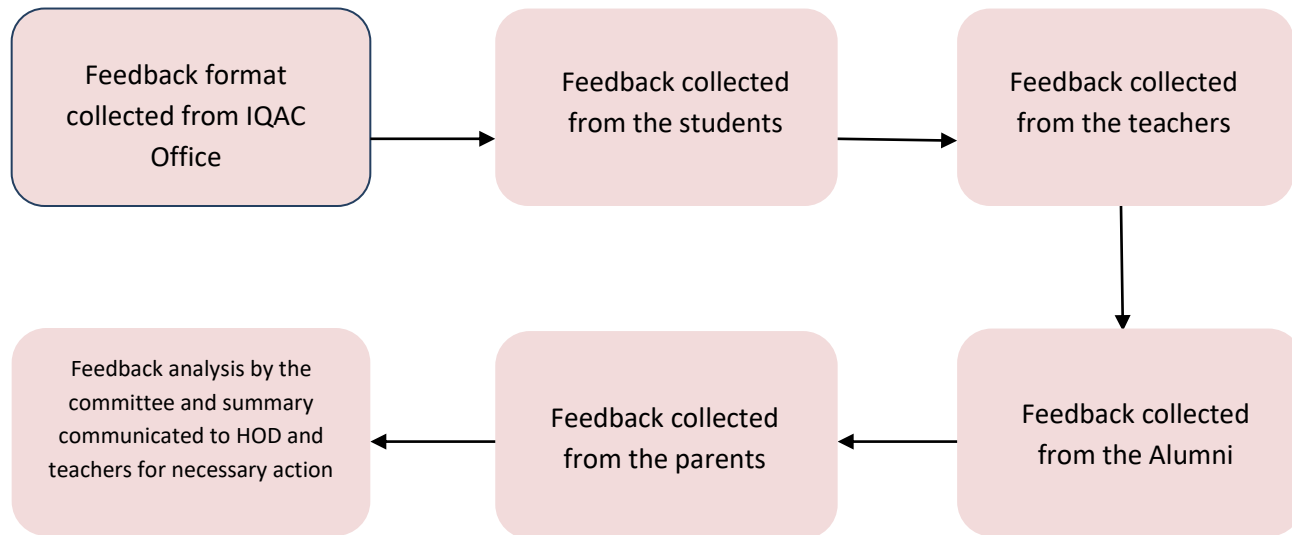
c) Alumni Feedback

Alumni feedback was taken as they were the real experienced past students in different academic year. The feedback from these students was collected by sending the link of Google form and requesting them to fill online form. Responses were collected and analyzed.

d) Parents Feedback

Parents of the students studying in the academic year 2020-21 were also requested to fill the feedback form to know the present status of the college.

Flow Chart showing the process of feedback system



Student Feedback Analysis Report 2020-21

The mean scores across five scale evaluation of each branch of the college are given in the table.

Stakeholders	Branches	Very Good	Good	Satisfactory	Unsatisfactory
Students	Science	51.19	34.46	13.27	1.38
	Commerce	45.79	31.52	19.30	3.39
	Arts	70.71	22.88	5.14	1.48
	Computer Science	28.80	38.19	28.43	4.39
Teachers	Science	32.65	18.63	2.05	1.26
	Commerce	43.08	26.29	3.66	0.16
	Arts	18.07	24.07	4.05	1.22
	Computer Science	22.79	5.08	0.97	0.13
Particulars	Excellent	Very Good	Good	Fair	Poor
Alumni	284	304	296	76	26
Parents	197	145	152	28	29

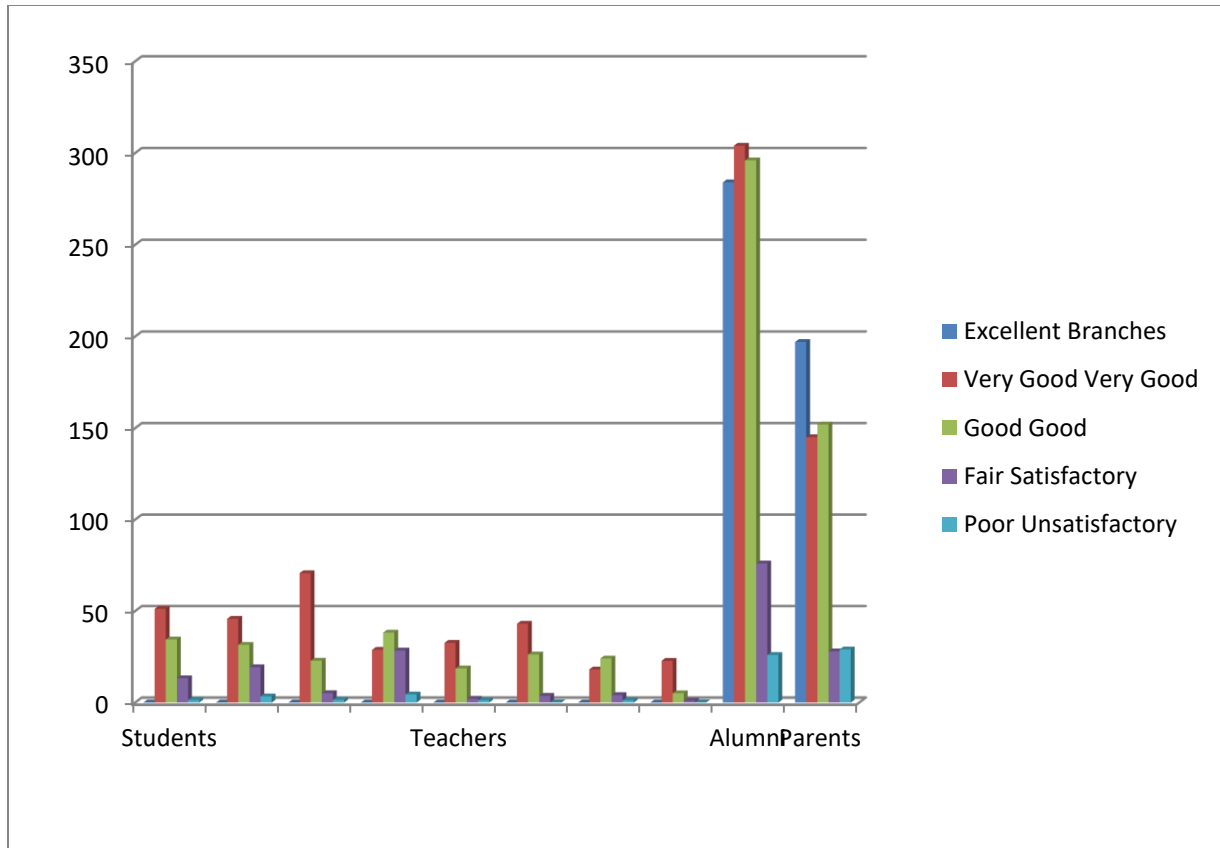


Figure 1 Student Feedback Analysis Report 2020-21

Principal
Principal
 G. M. D. Arts, B. W. Commerce and
 Science College, Sinnar, Dist. Nashik

Received by IQAC



[Signature]
CO-ORDINATOR
 IQAC
 G.M.D. Arts, B.W. Commerce
 And Science College, Sinnar



Maratha Vidhya Prasarak Samaj's

G.M.D. Arts, B.W. Commerce and Science College Sinnar

A Report

On

Feedback Analysis and Action Taken Report (2019-20)

Feedback System

The IQAC has developed a system of feedback through online mode. The four types of online Google feedback forms were created for the students, teachers, alumni and parents. Responses were collected, analyzed and action was taken for the cautionary measures for better educational improvement.

Following is the summary of the feedback system followed at G.M.D. Arts, B.W. Commerce and Science College Sinnar, Dist. Nashik, Maharashtra, during the academic year 2020-21

a) Student Feedback

Feedback was collected from the students on teaching faculty and the curriculum. For this, questions were provided to the students to evaluate the teachers and syllabus by 4 scale evaluation including excellent, very good, good, poor and unsatisfactory.

b) Teacher Feedback

Google form for the teacher was created and sent to the teachers via whats app and email to note their impressions on syllabus, college campus, college administration and facilities provided by the college library.

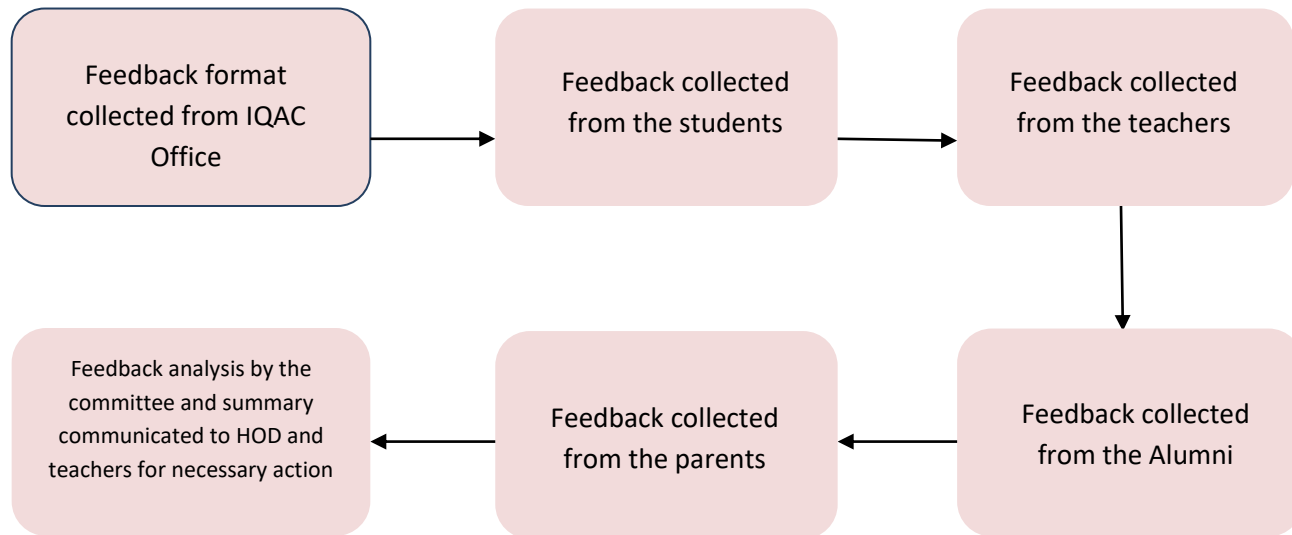
c) Alumni Feedback

Alumni feedback was taken as they were the real experienced past students in different academic year. The feedback from these students was collected by sending the link of Google form and requesting them to fill online form. Responses were collected and analyzed.

d) Parents Feedback

Parents of the students studying in the academic year 2019-20 were also requested to fill the feedback form to know the present status of the college.

Flow Chart showing the process of feedback system

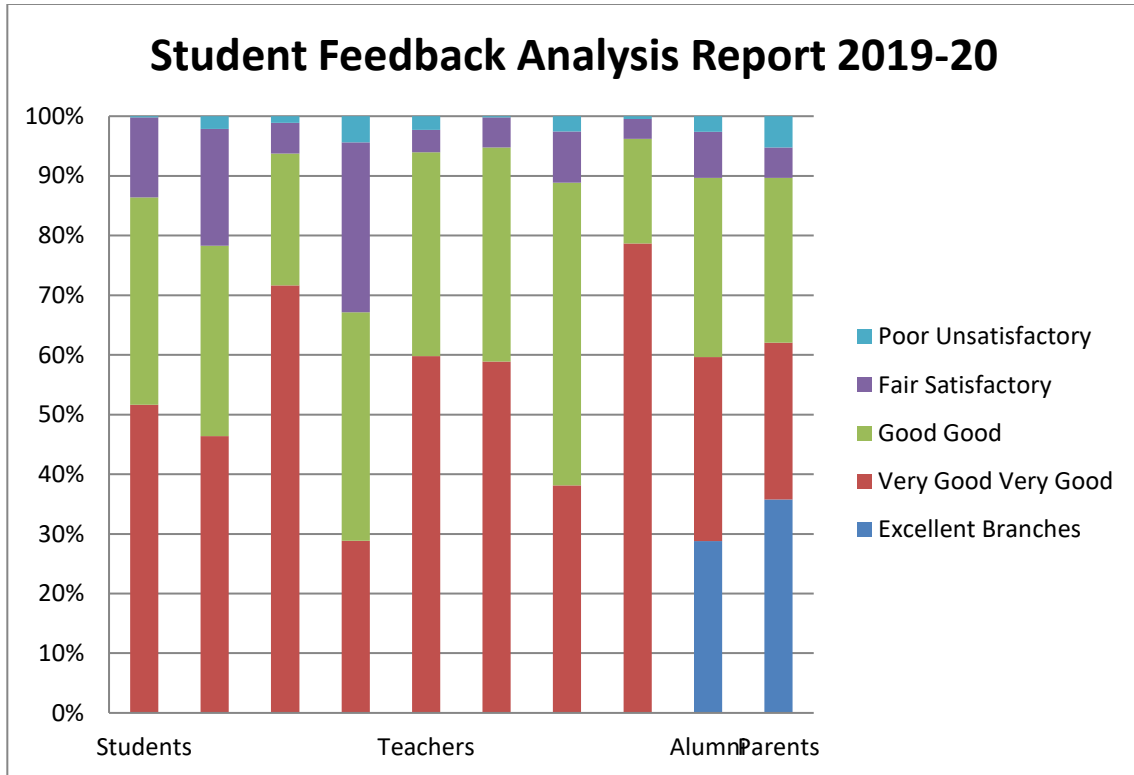


Student Feedback Analysis Report 2019-20

The mean scores across five scale evaluation of each branch of the college are given in the table.

Stakeholders	Branches	Very Good	Good	Satisfactory	Unsatisfactory
Students	Science	51.19	34.46	13.27	0.22
	Commerce	45.79	31.52	19.30	2.11
	Arts	71.52	22.07	5.13	1.13
	Computer Science	28.80	38.19	28.43	4.39
Teachers	Science	32.65	18.63	2.05	1.26
	Commerce	43.08	26.29	3.66	0.16
	Arts	18.07	24.07	4.05	1.22
	Computer Science	22.79	5.08	0.97	0.13
Particulars	Excellent	Very Good	Good	Fair	Poor
Alumni	284	304	296	76	26
Parents	197	145	152	28	29

The tabular format can be interpreted in the form ...




Principal
 G. M. D. Arts, B. W. Commerce and
 Science College, Sinnar, Dist. Nashik

Received by IQAC




CO-ORDINATOR
 IQAC
 G.M.D. Arts, B.W. Commerce
 And Science College, Sinnar



Maratha Vidhya Prasarak Samaj's

G.M.D. Arts, B.W. Commerce and Science College Sinnar

A Report

On

Feedback Analysis (2018-19)

Feedback System

The IQAC has developed a system of feedback through online mode. The four types of online Google feedback forms were created for the students, teachers, alumni and parents. Responses were collected, analyzed and action was taken for the cautionary measures for better educational improvement.

Following is the summary of the feedback system followed at G.M.D. Arts, B.W. Commerce and Science College Sinnar, Dist. Nashik, Maharashtra, during the academic year 2020-21

a) Student Feedback

Feedback was collected from the students on teaching faculty and the curriculum. For this, questions were provided to the students to evaluate the teachers and syllabus by 4 scale evaluation including excellent, very good, good, poor and unsatisfactory.

b) Teacher Feedback

Google form for the teacher was created and sent to the teachers via whats app and email to note their impressions on syllabus, college campus, college administration and facilities provided by the college library.

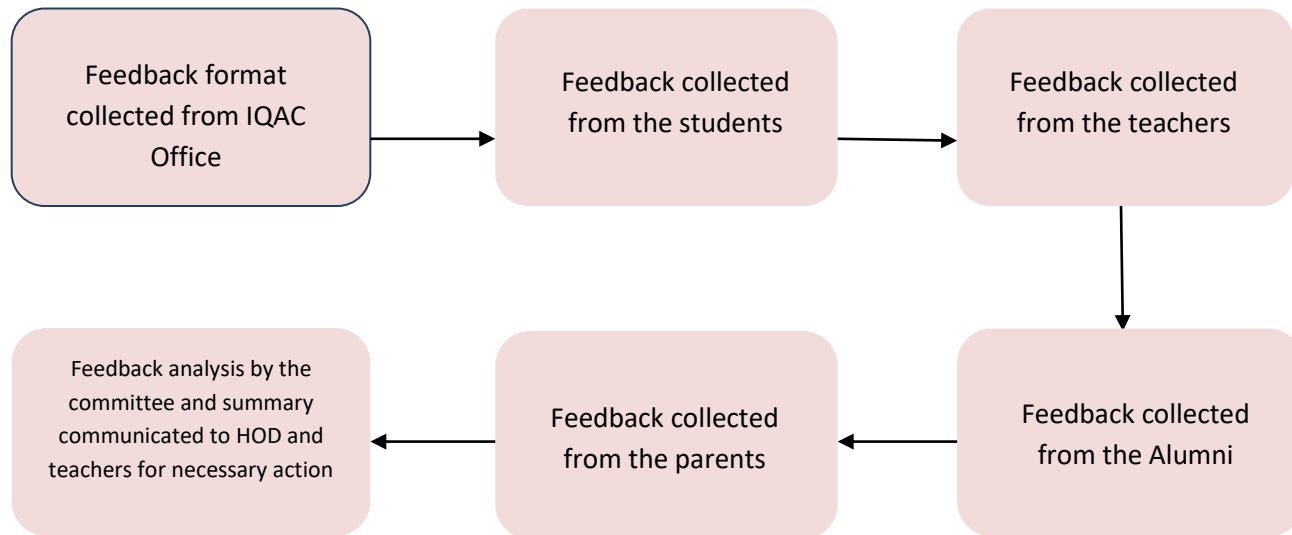
c) Alumni Feedback

Alumni feedback was taken as they were the real experienced past students in different academic year. The feedback from these students was collected by sending the link of Google form and requesting them to fill online form. Responses were collected and analyzed.

d) Parents Feedback

Parents of the students studying in the academic year 2018-19 were also requested to fill the feedback form to know the present status of the college.

Flow Chart showing the process of feedback system



Student Feedback Analysis Report 2017-18

The mean scores across five scale evaluation of each branch of the college are given in the table.

Stakeholders	Branches	Very Good	Good	Satisfactory	Unsatisfactory
Students	Science	98.19	32.71	15.20	1.05
	Commerce	79.66	31.84	19.80	3.55
	Arts	71.23	21.77	5.41	1.57
	Computer Science	28.99	36.37	30.99	3.65
Teachers	Science	32.65	18.63	2.05	1.26
	Commerce	43.08	26.29	3.66	0.16
	Arts	18.07	24.07	4.05	1.22
	Computer Science	22.79	5.08	0.97	0.13
Particulars	Excellent	Very Good	Good	Fair	Poor
Alumni	254	294	256	76	15
Parents	205	248	156	29	20

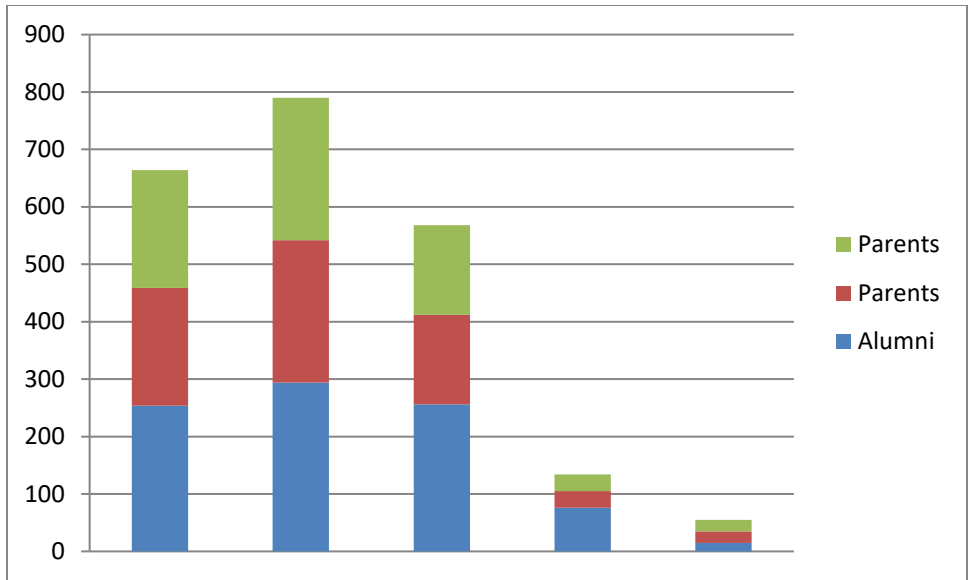


Figure 1 Student Feedback Analysis Report 2018-19

Basil
Principal
 G. M. D. Arts, B. W. Commerce and
 Science College, Sinnar, Dist. Nashik

Received by IQAC



Praveen
CO-ORDINATOR
 IQAC
 G.M.D. Arts, B.W. Commerce
 And Science College, Sinnar



Maratha Vidhya Prasarak Samaj's

G.M.D. Arts, B.W. Commerce and Science College Sinnar

A Report

On

Feedback Analysis (2017-2018)

Feedback System

The IQAC has developed a system of feedback through online mode. The four types of online Google feedback forms were created for the students, teachers, alumni and parents. Responses were collected, analyzed and action was taken for the cautionary measures for better educational improvement.

Following is the summary of the feedback system followed at G.M.D. Arts, B.W. Commerce and Science College Sinnar, Dist. Nashik, Maharashtra, during the academic year 2020-21

a) Student Feedback

Feedback was collected from the students on teaching faculty and the curriculum. For this, questions were provided to the students to evaluate the teachers and syllabus by 4 scale evaluation including excellent, very good, good, poor and unsatisfactory.

b) Teacher Feedback

Google form for the teacher was created and sent to the teachers via whats app and email to note their impressions on syllabus, college campus, college administration and facilities provided by the college library.

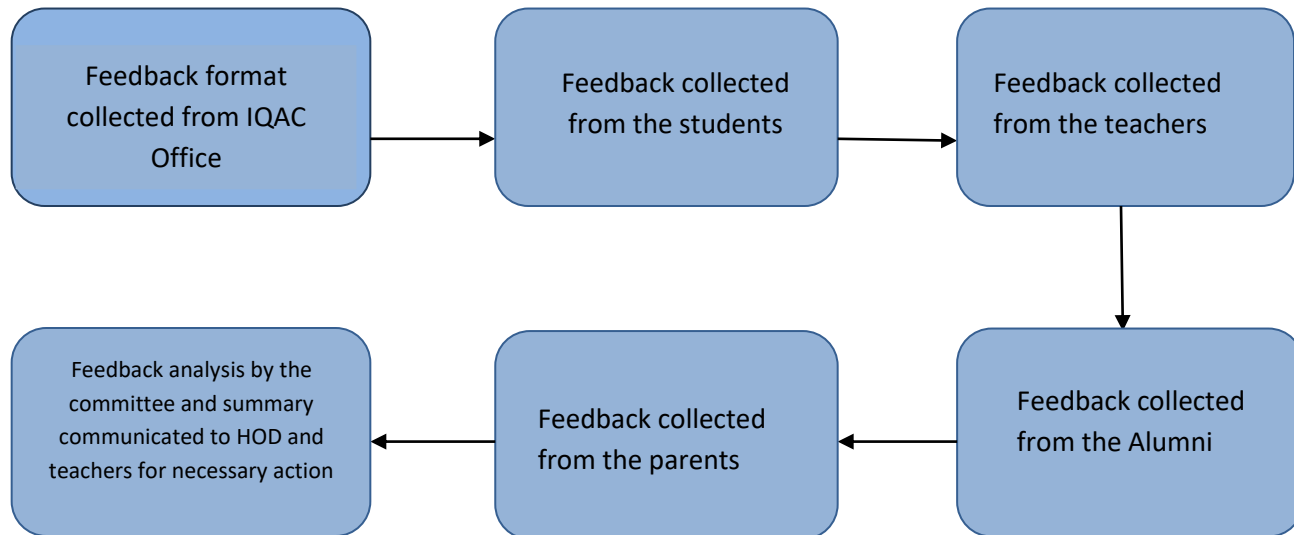
c) Alumni Feedback

Alumni feedback was taken as they were the real experienced past students in different academic year. The feedback from these students was collected by sending the link of Google form and requesting them to fill online form. Responses were collected and analyzed.

d) Parents Feedback

Parents of the students studying in the academic year 2017-18 were also requested to fill the feedback form to know the present status of the college.

Flow Chart showing the process of feedback system



Student Feedback Analysis Report 2017-18

The mean scores across five scale evaluation of each branch of the college are given in the table.

Stakeholders	Branches	Very Good	Good	Satisfactory	Unsatisfactory
Students	Science	63.03	34.20	2.05	0.19
	Commerce	82.57	13.74	3.80	0.00
	Arts	66.15	30.66	5.23	0.00
	Computer Science	63.81	34.16	2.38	0.00
Teachers	Science	32.65	18.63	2.05	1.26
	Commerce	43.08	26.29	3.66	0.16
	Arts	18.07	24.07	4.05	1.22
	Computer Science	22.79	5.08	0.97	0.13
Particulars	Excellent	Very Good	Good	Fair	Poor
Alumni	29	31	30	8	3
Parents	35.75	26.32	27.59	5.08	5.26

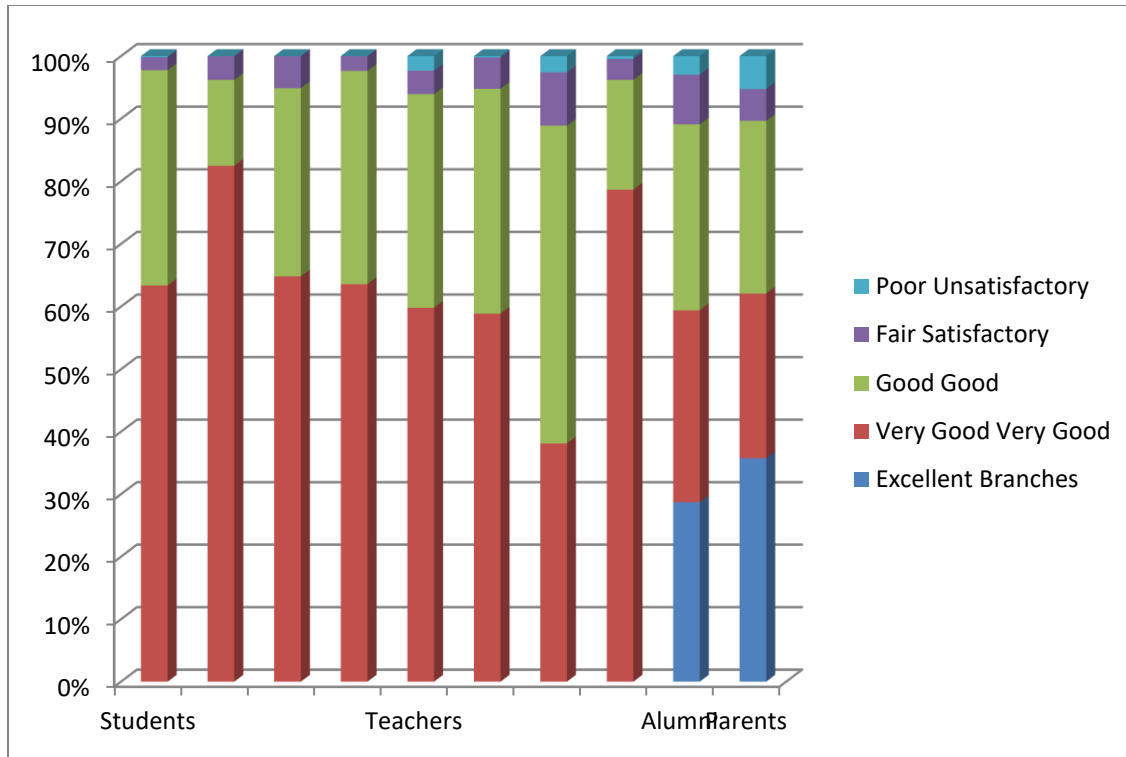


Figure 1 Student Feedback Analysis Report 2017-18

Nasir
Principal
 G. M. D. Arts, B. W. Commerce and
 Science College, Sinnar, Dist. Nashik

Received by IQAC



[Signature]
CO-ORDINATOR
IQAC
 G.M.D. Arts, B.W. Commerce
 And Science College, Sinnar